

MaineHealth

## MaineHealth Knowledge Connection

---

Costas T. Lambrew Research Retreat 2021

Costas T. Lambrew Research Retreat

---

2021

### Studying Emotions in Tele-Palliative Care, a Small Formative Study

Eric Anderson  
*Maine Medical Center*

Rebecca Hutchinson  
*Maine Medical Center*

Mollie Ruben  
*Maine Medical Center*

Noah Manning  
*Maine Medical Center*

Kathleen Walsh  
*Maine Medical Center*

*See next page for additional authors*

Follow this and additional works at: <https://knowledgeconnection.mainehealth.org/lambrew-retreat-2021>



Part of the [Palliative Care Commons](#), and the [Telemedicine Commons](#)

---

#### Recommended Citation

Anderson, Eric; Hutchinson, Rebecca; Ruben, Mollie; Manning, Noah; Walsh, Kathleen; Gramling, Robert; and Han, Paul, "Studying Emotions in Tele-Palliative Care, a Small Formative Study" (2021). *Costas T. Lambrew Research Retreat 2021*. 42.

<https://knowledgeconnection.mainehealth.org/lambrew-retreat-2021/42>

This Book is brought to you for free and open access by the Costas T. Lambrew Research Retreat at MaineHealth Knowledge Connection. It has been accepted for inclusion in Costas T. Lambrew Research Retreat 2021 by an authorized administrator of MaineHealth Knowledge Connection.

---

**Authors**

Eric Anderson, Rebecca Hutchinson, Mollie Ruben, Noah Manning, Kathleen Walsh, Robert Gramling, and Paul Han

# Studying Emotions in Tele-Palliative Care, a Small Formative Study

Eric Anderson; Rebecca Hutchinson; Mollie Ruben; Noah Manning, Kathleen Walsh; Robert Gramling; Paul Han.

[ericmanderson@gmail.com](mailto:ericmanderson@gmail.com)

Funded as a pilot project (Han & Gramling PIs) through U54 GM115516 (Rosen, PI)

- Palliative care supports patients with serious illnesses.
- Often inaccessible in rural areas.
- Virtual, tele-PC consultations potentially increases patient access.
- Can emotional connection be formed in virtual consults?



Table 1.

Total enrolled	11
Vermont, N (%)	4/11 (36%)
Maine, N (%)	7/11 (64%)
Age (years), mean (SD)	70.8 (13.3)
Women, N (%)	6/11 (55%)
High school or above, N (%)	7/10 (70%)
Sufficient income N (%)	5/11 (45%)

Fig2. Patients' Emotions

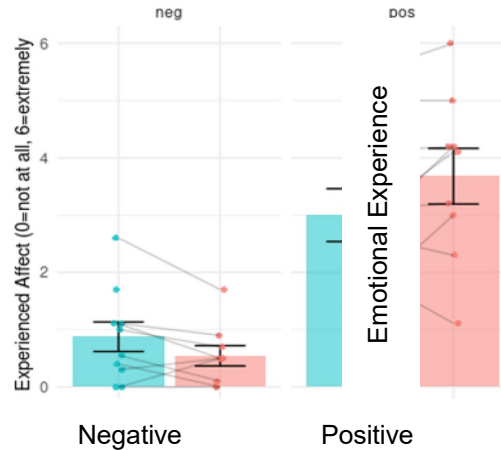


Fig3. Clinicians' Empathic Responses

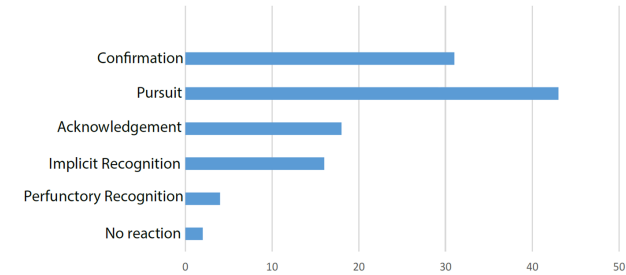
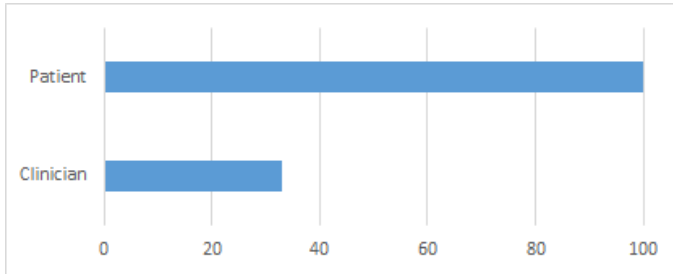


Fig1. Satisfaction with Emotional Support



% who report tele-consult was as good or better than in-person

Fig4. EDA activity

